



# TEST REPORT

According to ANSI/IES LM-80-15  
For

## Hongli Zhihui Group Co.,Ltd. Guangzhou Branch

Room 316, Building 2, No.1, Xianke Yi Road, Huadong Town, Huadu District, Guangzhou, China

**Model: HL-A-5730D1W-S1-08-HR3(LY)**

<b>Report Type:</b> 6000 Hours Test Report		<b>Product Type:</b> LED Package	
<b>Reviewed By:</b>	Pote Wang	<i>Pote Wang</i>	
<b>Report Number:</b>	SZ2220402-12252E-10-6000		
<b>Test Date:</b>	2022-04-09 to 2023-01-08		
<b>Report Date:</b>	2023-01-13		
<b>Approved by:</b>	Bill Xiong / EE Engineer	<i>Bill Xiong</i>	
<b>Prepared By:</b>	Bay Area Compliance Laboratories Corp. (Shenzhen) 5/F(B-West) -7/F, the 3rd Phase of Wan Li Industrial Building D, Shihua Road, Futian Free Trade Zone Shenzhen, Guangdong, China. Tel: +86-755-33320018 Fax: +86-755-33320008		
<b>Test Facility:</b>	Test facility was located at No.12, Pulong East 1 <sup>st</sup> Road, Tangxia Town, Dongguan, Guangdong, China.		

**Note:** This test report is prepared for the customer shown above and for the device described herein. It may not be duplicated or used in part without prior written consent from Bay Area Compliance Laboratories Corp.(Shenzhen). This report must not be used by the customer to claim product certification, approval, or endorsement by NVLAP, or any agency of the U.S. Government.

## TABLE OF CONTENTS

<b>1 - General Information</b> .....	<b>3</b>
1.1 Description of LED Light Sources <sup>#</sup> .....	3
1.2 Standards and Reference Documentations .....	3
1.3 Testing Equipment .....	4
1.4 Drive Level .....	4
1.5 Ambient Conditions for Maintenance Test.....	4
1.6 Photometric Measurement Method and Uncertainty.....	4
1.7 Statement of Traceability .....	4
1.8 Sample Set.....	5
<b>2 - Summary of Test Result</b> .....	<b>6</b>
<b>3 - Test Data</b> .....	<b>7</b>
3.1 Data Set 1, 55°C, 150mA (Lumen Maintenance) .....	7
3.2 Data Set 1, 55°C, 150mA (Forward Voltage).....	8
3.3 Data Set 1, 55°C, 150mA (Chromaticity Shift).....	9
3.4 Data Set 2, 105°C, 150mA (Lumen Maintenance) .....	10
3.5 Data Set 2, 105°C, 150mA (Forward Voltage).....	11
3.6 Data Set 2, 105°C, 150mA (Chromaticity Shift).....	12
<b>4 - DUT Photo</b> .....	<b>13</b>
4.1 Mechanical Dimensions .....	13
4.2 DUT Photo.....	13
<b>Directions</b> .....	<b>14</b>

## 1 - General Information

### 1.1 Description of LED Light Sources<sup>#</sup>

#### Sample Size:

50 PCS test samples were in good condition and received on 2022-04-02. The samples were numbered from 1 to 25 and 26 to 50.

Manufacturer:	Hongli Zhihui Group Co.,Ltd. Guangzhou Branch
Part Number:	HL-A-5730D1W-S1-08-HR3(LY)
Part Type:	LED Package
Drive Level:	DC 150mA
Nominal CCT:	2700K
Power:	0.510W
Average Current Density per LED die:	775.002mA/mm <sup>2</sup>
Average Power Density per LED die:	2.635W/mm <sup>2</sup>
CRI:	80
Die Spacing:	/

#### Sampling Method:

LED samples for IESNA LM-80 testing consist of units built from a minimum of three manufacturing lots with each manufacturing lot built from different wafer lots built on non-consecutive days.

These manufacturing lots are picked to represent a wide parametric distribution.

#### Family products covered by this report:

According to *ENERGY STAR<sup>®</sup> Requirements for the Use of LM-80 Data*, the following products can be covered by this report base on the information and declaration provided by manufacturer. The information of these models shows that the covered products meet all section 4 requirements of *ENERGY STAR<sup>®</sup> Requirements for the Use of LM-80 Data* (September 28, 2017)

This report covers the following models:

Series Name	Model Name	CRI (typ.)	Total Input Current (mA)	Power (W)	CCT (K)	Number of dies	Driver current per die (mA)	Current Density per Die(mA/mm <sup>2</sup> )	Power Density per PCB (W/mm <sup>2</sup> )	Die Spacing (mm)
Test model	HL-A-5730D1W-S1-08-HR3(LY)	80	150	0.51	2700	1	150	775.002	0.0298	/
Multiple model	HL-A-5730D***W-S1-08*-HR*(LY)-***	70-80	150	0.51	2700-6500	1	150	775.002	0.0298	/
	HL-A-5730H***W-S1-08*-HR*(LY)-***	70-80	150	0.51	2700-6500	1	150	775.002	0.0298	/

Note:

The model name begins with "HL", such as "HL-A-5730D\*\*\*W-S1-08\*-HR\*(LY)-\*\*\*", "\*" is described in detail as follows:

1. The first "\*\*\*\*" is the number from 1 to 999 which stands for the brightness level.
2. The second "\*" is the letter L or None which stands for the bonding wire style.
3. The third "\*" is the number 1 or 2 or 3 which stands for the CRI style
4. The fourth "\*\*\*\*" is the letter which stands for the customer code.

### 1.2 Standards and Reference Documentations

- ANSI/IES LM-80-15: IES Approved Method for Measuring Lumen Maintenance of LED Light Sources.
- \*CIE 127:2007: Measurement of LEDs (This standard was not accredited by NVLAP)
- \*ENERGY STAR<sup>®</sup> Requirements for the Use of LM-80 Data (This standard was not accredited by NVLAP)

### 1.3 Testing Equipment

Device	Manufacture	Model No	Serial No	Calibration date	Calibration due date
0.5m integrating sphere	EVERFINE	AIS-2	G185304TA1381172	2022-09-27	2023-09-26
LED Test Source	EVERFINE	LTS-300	P185616CD1371113	2022-11-18	2023-11-17
High Accuracy Array Spectroradiometer	EVERFINE	HAAS-2000	P600674CM1381123	2022-09-27	2023-09-26
Standard Light Source	EVERFINE	D062	1011093	2021-10-15	2023-10-14
Multilayer aging machine	BACL	B2-270	20005	2022-11-18	2023-11-17
Program-controlled D.C. Stabilized Voltage Supply	Hanshenpuyuan	HSPY-60-03	N/A	2022-11-18	2023-11-17

### 1.4 Drive Level

Samples are driven with a constant direct current (DC) during maintenance test, photometric and electrical measurement. The current value was regulated to within  $\pm 3\%$  of the specified value of the manufacturer during maintenance test, and was within  $\pm 0.5\%$  during photometric and electrical measurement test.

### 1.5 Ambient Conditions for Maintenance Test

For lumen maintenance test, samples within one data set, were installed on cooling boards in thermal chambers with minimal ambient airflow. The case temperature and ambient temperature was monitored by thermocouples which one was soldered to the coldest DUTs' case ( $TMP_{LED}$ ) location, while the other is mounted at a distance of 5 mm above the TMP location.

During life testing,  $TMP_{LED}$  of the coldest LEDs were maintained at a temperature that was greater than or equal to  $2^{\circ}\text{C}$  below the corresponding nominal case temperature. Surrounding air was maintained at a temperature that was greater than or equal to  $5^{\circ}\text{C}$  below the corresponding nominal case temperature. Thermocouples were shielded from direct DUT optical radiation and comply with ASTM E230 Table 1 "Special Limits".

Samples were connected to DC power supply in series circuits with a constant current. The forward current was regulated to within  $\pm 3\%$  of the specified value of the manufacturer.

The relative humidity within chamber was kept less than 65% during test.

For photometry measurement, the ambient temperature during test was set to  $25^{\circ}\text{C} \pm 2^{\circ}\text{C}$ , RH <65%.

### 1.6 Photometric Measurement Method and Uncertainty

Integrating sphere and spectroradiometer is used to measure luminous flux and chromaticity coordinate  $u'v'$ .  $2\pi$  measurement was used and sample was driven by DC power supply. The forward current was regulated to within  $\pm 0.5\%$  of the nominal value. The test system was calibrated by halogen reference lamp. The ambient temperature during test was set to  $25^{\circ}\text{C} \pm 2^{\circ}\text{C}$ , RH <65%. The temperature measurement point was located in the sphere and the temperature was detected by a temperature probe.

The uncertainty of the light output measurements is  $U=1.59\%$  ( $K=2$ ), at the 95% confidence level. The uncertainty of the correlated color temperature measurements is  $U=21\text{K}$  ( $K=2$ ), at the 95% confidence level.

The uncertainty of the temperature is  $U=0.8671^{\circ}\text{C}$  ( $K=2$ ), at the 95% confidence level.

### 1.7 Statement of Traceability

Bay Area Compliance Laboratories Corp. (Shenzhen) attested that all calibration has been performed using suitable standards traceable to National Primary Standards and International System of Units (SI).



## 1.8 Sample Set

### Data Set 1: 55°C, 150mA

Part Number: HL-A-5730D1W-S1-08-HR3(LY)  
Number of Units: 25  
Case Temperature: >53°C  
Ambient Temperature: >50°C  
Life Test Drive Current: 150mA  
Measurement Current: 150mA

### Data Set 2: 105°C, 150mA

Part Number: HL-A-5730D1W-S1-08-HR3(LY)  
Number of Units: 25  
Case Temperature: >103°C  
Ambient Temperature: >100°C  
Life Test Drive Current: 150mA  
Measurement Current: 150mA

## 2 - Summary of Test Result

Data Set:	Sample Size	Failures Observed:	Test Interval	Test Duration	$\alpha$	$\beta$	Reported TM-21 L <sub>70</sub> Lifetime
1	25	0	1000hrs	6000hrs	2.092E-06	1.004	>36000 hours
2	25	0	1000hrs	6000hrs	2.512E-06	1.004	>36000 hours

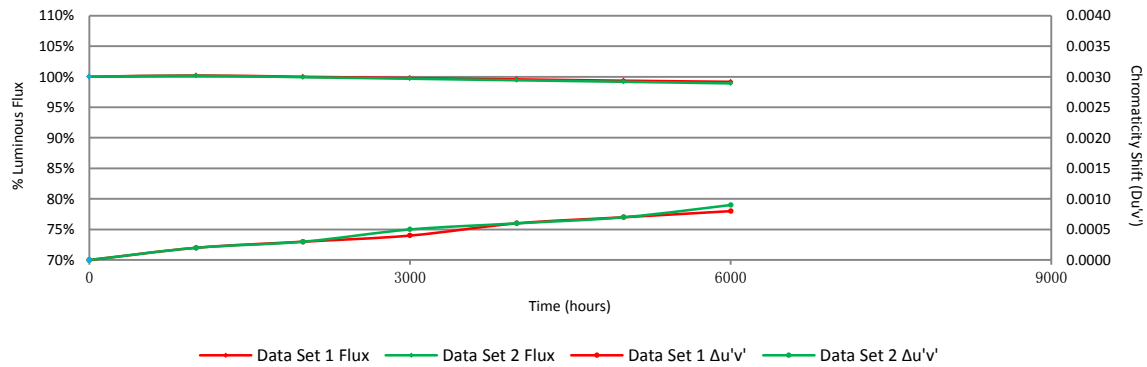
Average Lumen Maintenance (Percentage of Initial Luminous Flux)

Data Set:	1000hrs	2000hrs	3000hrs	4000hrs	5000hrs	6000hrs
1	100.21%	99.99%	99.78%	99.57%	99.36%	99.17%
2	100.16%	99.92%	99.67%	99.42%	99.17%	98.91%

Average Chromaticity Shift

Data Set:	1000hrs	2000hrs	3000hrs	4000hrs	5000hrs	6000hrs
1	0.0002	0.0003	0.0004	0.0006	0.0007	0.0008
2	0.0002	0.0003	0.0005	0.0006	0.0007	0.0009

Average Lumen Maintenance and Chromaticity Shift VS. Time



### 3 - Test Data

#### 3.1 Data Set 1, 55°C, 150mA (Lumen Maintenance)

No.	Φ(lm)	Lumen Maintenance (%)					
	0hr(Initial)	1000hrs	2000hrs	3000hrs	4000hrs	5000hrs	6000hrs
1	62.59	100.29	100.02	99.94	99.71	99.50	99.34
2	61.93	100.31	100.10	99.89	99.71	99.61	99.39
3	62.58	100.11	99.92	99.60	99.30	99.15	98.88
4	62.40	99.97	99.76	99.58	99.46	99.20	99.02
5	62.90	100.08	99.95	99.60	99.44	99.28	99.05
6	58.45	100.39	100.10	99.79	99.56	99.33	99.23
7	61.90	100.03	99.89	99.82	99.61	99.43	99.18
8	63.25	100.27	100.05	99.70	99.40	99.19	98.99
9	62.25	100.29	100.10	99.61	99.41	99.10	98.96
10	62.30	100.27	100.03	99.78	99.70	99.52	99.31
11	63.12	100.11	99.90	99.60	99.46	99.33	99.10
12	62.78	100.35	100.16	99.76	99.57	99.35	99.20
13	62.61	100.27	100.06	100.03	99.86	99.66	99.46
14	63.41	100.13	99.86	99.68	99.57	99.40	99.26
15	63.21	100.22	99.98	99.92	99.73	99.54	99.34
16	62.76	100.38	100.22	100.16	100.05	99.78	99.51
17	63.12	100.19	100.13	99.81	99.65	99.41	99.27
18	62.37	100.27	100.10	99.76	99.52	99.36	99.15
19	59.86	100.32	99.98	99.97	99.63	99.40	99.21
20	63.32	100.28	99.94	99.89	99.53	99.21	98.99
21	62.28	100.32	100.10	99.65	99.44	99.18	98.97
22	62.72	100.08	99.82	99.65	99.44	99.30	99.00
23	62.47	100.08	99.86	99.66	99.44	99.25	99.15
24	63.59	100.05	99.94	99.92	99.64	99.37	99.20
25	63.47	100.08	99.80	99.68	99.53	99.21	99.01
Avg.	62.47	100.21	99.99	99.78	99.57	99.36	99.17
Med.	62.61	100.27	99.98	99.76	99.56	99.35	99.18
st dev	1.12	0.12	0.12	0.15	0.16	0.17	0.17
Min.	58.45	99.97	99.76	99.58	99.30	99.10	98.88
Max.	63.59	100.39	100.22	100.16	100.05	99.78	99.51

**3.2 Data Set 1, 55°C, 150mA (Forward Voltage)**

No.	Forward Voltage (V)						
	0hr(Initial)	1000hrs	2000hrs	3000hrs	4000hrs	5000hrs	6000hrs
1	3.227	3.222	3.241	3.242	3.246	3.249	3.246
2	3.215	3.236	3.232	3.237	3.234	3.234	3.232
3	3.181	3.202	3.203	3.203	3.200	3.202	3.199
4	3.233	3.231	3.251	3.243	3.249	3.252	3.251
5	3.190	3.206	3.207	3.216	3.203	3.208	3.207
6	3.185	3.204	3.205	3.241	3.201	3.214	3.202
7	3.225	3.222	3.245	3.247	3.241	3.250	3.242
8	3.236	3.234	3.228	3.235	3.249	3.239	3.250
9	3.221	3.224	3.240	3.254	3.237	3.250	3.237
10	3.182	3.205	3.204	3.227	3.200	3.213	3.202
11	3.185	3.219	3.207	3.225	3.202	3.214	3.206
12	3.184	3.214	3.207	3.218	3.201	3.210	3.202
13	3.194	3.207	3.214	3.221	3.210	3.218	3.214
14	3.229	3.223	3.255	3.258	3.248	3.260	3.253
15	3.180	3.215	3.197	3.219	3.196	3.208	3.199
16	3.180	3.202	3.200	3.200	3.199	3.205	3.200
17	3.200	3.227	3.221	3.223	3.219	3.226	3.219
18	3.219	3.236	3.238	3.232	3.237	3.261	3.238
19	3.192	3.210	3.211	3.216	3.212	3.234	3.213
20	3.225	3.224	3.246	3.236	3.245	3.252	3.245
21	3.218	3.214	3.234	3.242	3.232	3.245	3.235
22	3.197	3.220	3.217	3.223	3.214	3.222	3.217
23	3.219	3.220	3.234	3.241	3.232	3.239	3.235
24	3.185	3.206	3.200	3.207	3.200	3.204	3.204
25	3.222	3.224	3.242	3.242	3.240	3.243	3.243
Avg.	3.205	3.218	3.223	3.230	3.222	3.230	3.224
Med.	3.200	3.220	3.221	3.232	3.219	3.234	3.219
st dev	0.020	0.011	0.019	0.015	0.020	0.019	0.019
Min.	3.180	3.202	3.197	3.200	3.196	3.202	3.199
Max.	3.236	3.236	3.255	3.258	3.249	3.261	3.253



**3.3 Data Set 1, 55°C, 150mA (Chromaticity Shift)**

No.	u'	v'	CCT(K)	Chromaticity Shift ( $\Delta u'v'$ )					
	0hr(Initial)			1000hrs	2000hrs	3000hrs	4000hrs	5000hrs	6000hrs
1	0.2614	0.5305	2711	0.0001	0.0002	0.0003	0.0004	0.0006	0.0008
2	0.2597	0.5277	2757	0.0001	0.0003	0.0004	0.0005	0.0006	0.0006
3	0.2598	0.5252	2765	0.0002	0.0003	0.0004	0.0005	0.0007	0.0007
4	0.2610	0.5303	2720	0.0003	0.0004	0.0005	0.0006	0.0005	0.0007
5	0.2586	0.5264	2787	0.0002	0.0003	0.0004	0.0005	0.0006	0.0006
6	0.2611	0.5314	2712	0.0002	0.0004	0.0004	0.0005	0.0008	0.0007
7	0.2590	0.5279	2772	0.0001	0.0003	0.0004	0.0005	0.0008	0.0011
8	0.2591	0.5275	2772	0.0002	0.0004	0.0006	0.0007	0.0008	0.0009
9	0.2591	0.5269	2773	0.0001	0.0002	0.0003	0.0004	0.0006	0.0007
10	0.2623	0.5290	2697	0.0003	0.0005	0.0006	0.0008	0.0009	0.0010
11	0.2608	0.5299	2725	0.0003	0.0005	0.0007	0.0008	0.0009	0.0012
12	0.2611	0.5306	2717	0.0001	0.0002	0.0004	0.0005	0.0006	0.0006
13	0.2599	0.5272	2755	0.0001	0.0002	0.0004	0.0006	0.0009	0.0009
14	0.2600	0.5298	2743	0.0002	0.0003	0.0004	0.0005	0.0009	0.0011
15	0.2601	0.5309	2735	0.0001	0.0003	0.0004	0.0005	0.0007	0.0008
16	0.2607	0.5305	2725	0.0001	0.0002	0.0004	0.0005	0.0006	0.0007
17	0.2559	0.5297	2830	0.0001	0.0002	0.0003	0.0004	0.0004	0.0005
18	0.2601	0.5293	2743	0.0001	0.0004	0.0005	0.0006	0.0007	0.0008
19	0.2619	0.5294	2704	0.0002	0.0003	0.0004	0.0005	0.0008	0.0008
20	0.2588	0.5307	2764	0.0003	0.0005	0.0006	0.0008	0.0011	0.0013
21	0.2571	0.5260	2821	0.0001	0.0003	0.0004	0.0005	0.0006	0.0008
22	0.2598	0.5280	2755	0.0002	0.0004	0.0005	0.0006	0.0007	0.0008
23	0.2604	0.5291	2737	0.0001	0.0003	0.0005	0.0006	0.0008	0.0008
24	0.2572	0.5300	2800	0.0001	0.0003	0.0003	0.0004	0.0006	0.0008
25	0.2604	0.5294	2735	0.0002	0.0004	0.0005	0.0006	0.0005	0.0008
Avg.	0.2598	0.5289	2750	0.0002	0.0003	0.0004	0.0006	0.0007	0.0008
Med.	0.2600	0.5294	2743	0.0001	0.0003	0.0004	0.0005	0.0007	0.0008
st dev	0.0015	0.0017	35	0.0001	0.0001	0.0001	0.0001	0.0002	0.0002
Min.	0.2559	0.5252	2697	0.0001	0.0002	0.0003	0.0004	0.0004	0.0005
Max.	0.2623	0.5314	2830	0.0003	0.0005	0.0007	0.0008	0.0011	0.0013

**3.4 Data Set 2, 105°C, 150mA (Lumen Maintenance)**

No.	Φ(lm)	Lumen Maintenance (%)					
	Ohr(Initial)	1000hrs	2000hrs	3000hrs	4000hrs	5000hrs	6000hrs
26	64.23	100.20	99.72	99.64	99.49	99.16	98.86
27	62.64	100.22	99.98	99.81	99.51	99.27	98.98
28	62.41	100.10	99.95	99.81	99.55	99.28	99.02
29	63.15	100.10	99.94	99.86	99.65	99.35	99.07
30	62.63	100.21	99.94	99.65	99.39	99.11	98.85
31	61.76	100.18	99.82	99.74	99.50	99.22	98.96
32	59.00	100.03	99.69	99.61	99.36	99.08	98.88
33	63.09	100.22	99.90	99.78	99.48	99.22	98.95
34	60.87	100.11	99.90	99.62	99.44	99.18	98.95
35	62.50	100.29	99.95	99.78	99.41	99.20	98.88
36	63.93	100.22	99.84	99.62	99.33	99.14	98.92
37	63.59	100.13	100.02	99.78	99.47	99.32	99.10
38	62.09	100.29	99.94	99.77	99.58	99.31	99.05
39	62.05	100.26	99.90	99.55	99.24	99.10	98.81
40	61.79	100.10	99.85	99.61	99.42	99.24	99.00
41	63.00	100.21	99.79	99.68	99.59	99.32	99.11
42	63.37	100.05	99.84	99.61	99.27	99.07	98.82
43	63.14	100.05	99.97	99.64	99.40	99.18	98.97
44	62.93	100.32	100.19	99.81	99.62	99.38	99.16
45	63.66	100.13	100.03	99.54	99.28	99.07	98.77
46	62.81	100.06	99.97	99.51	99.20	98.87	98.61
47	62.94	100.11	100.02	99.67	99.46	99.14	98.87
48	62.16	100.06	99.84	99.50	99.24	99.00	98.76
49	63.38	100.16	99.92	99.56	99.29	98.97	98.67
50	62.26	100.16	100.02	99.68	99.23	98.97	98.73
Avg.	62.62	100.16	99.92	99.67	99.42	99.17	98.91
Med.	62.81	100.16	99.94	99.65	99.42	99.18	98.92
st dev	1.07	0.08	0.11	0.10	0.13	0.13	0.14
Min.	59.00	100.03	99.69	99.50	99.20	98.87	98.61
Max.	64.23	100.32	100.19	99.86	99.65	99.38	99.16

**3.5 Data Set 2, 105°C, 150mA (Forward Voltage)**

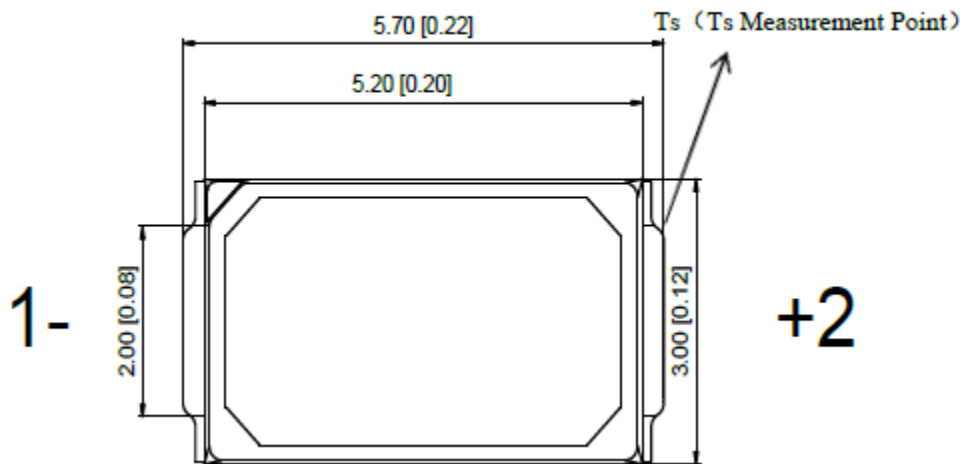
No.	Forward Voltage (V)						
	0hr(Initial)	1000hrs	2000hrs	3000hrs	4000hrs	5000hrs	6000hrs
26	3.220	3.229	3.222	3.226	3.236	3.240	3.254
27	3.218	3.214	3.239	3.232	3.230	3.236	3.234
28	3.204	3.218	3.218	3.221	3.214	3.222	3.222
29	3.200	3.202	3.218	3.218	3.214	3.221	3.222
30	3.225	3.222	3.222	3.227	3.240	3.247	3.245
31	3.200	3.211	3.212	3.215	3.208	3.218	3.210
32	3.228	3.220	3.223	3.223	3.239	3.253	3.243
33	3.197	3.210	3.212	3.214	3.208	3.218	3.222
34	3.175	3.179	3.193	3.192	3.188	3.195	3.215
35	3.218	3.229	3.231	3.231	3.227	3.234	3.250
36	3.229	3.226	3.228	3.229	3.244	3.251	3.244
37	3.192	3.223	3.206	3.206	3.203	3.207	3.227
38	3.200	3.204	3.216	3.218	3.215	3.217	3.216
39	3.194	3.218	3.213	3.212	3.208	3.214	3.213
40	3.209	3.229	3.230	3.228	3.226	3.228	3.226
41	3.220	3.219	3.221	3.227	3.240	3.243	3.256
42	3.180	3.198	3.198	3.201	3.195	3.198	3.215
43	3.189	3.212	3.206	3.213	3.205	3.207	3.212
44	3.213	3.237	3.237	3.235	3.231	3.230	3.207
45	3.197	3.222	3.217	3.224	3.215	3.216	3.234
46	3.181	3.200	3.198	3.199	3.196	3.196	3.205
47	3.183	3.204	3.202	3.204	3.200	3.201	3.210
48	3.223	3.222	3.221	3.223	3.238	3.238	3.254
49	3.230	3.228	3.231	3.230	3.247	3.246	3.236
50	3.182	3.212	3.239	3.200	3.197	3.201	3.212
Avg.	3.204	3.216	3.218	3.218	3.219	3.223	3.227
Med.	3.200	3.218	3.218	3.221	3.215	3.221	3.222
st dev	0.017	0.013	0.013	0.012	0.018	0.018	0.016
Min.	3.175	3.179	3.193	3.192	3.188	3.195	3.205
Max.	3.230	3.237	3.239	3.235	3.247	3.253	3.256

**3.6 Data Set 2, 105°C, 150mA (Chromaticity Shift)**

No.	u'	v'	CCT(K)	Chromaticity Shift ( $\Delta u'v'$ )					
	0hr(Initial)			1000hrs	2000hrs	3000hrs	4000hrs	5000hrs	6000hrs
26	0.2580	0.5291	2787	0.0002	0.0004	0.0006	0.0007	0.0006	0.0009
27	0.2611	0.5293	2722	0.0001	0.0003	0.0005	0.0006	0.0006	0.0006
28	0.2603	0.5273	2747	0.0003	0.0004	0.0006	0.0007	0.0008	0.0009
29	0.2585	0.5292	2776	0.0003	0.0003	0.0004	0.0006	0.0009	0.0008
30	0.2587	0.5286	2775	0.0002	0.0003	0.0005	0.0006	0.0008	0.0008
31	0.2641	0.5281	2664	0.0003	0.0004	0.0005	0.0006	0.0008	0.0007
32	0.2624	0.5272	2703	0.0001	0.0003	0.0005	0.0006	0.0007	0.0009
33	0.2597	0.5313	2743	0.0003	0.0004	0.0007	0.0008	0.0009	0.0009
34	0.2586	0.5327	2758	0.0001	0.0002	0.0004	0.0005	0.0007	0.0008
35	0.2593	0.5306	2754	0.0003	0.0004	0.0005	0.0006	0.0009	0.0011
36	0.2586	0.5308	2767	0.0003	0.0004	0.0006	0.0007	0.0009	0.0009
37	0.2597	0.5320	2739	0.0001	0.0003	0.0005	0.0006	0.0007	0.0007
38	0.2615	0.5314	2705	0.0001	0.0003	0.0005	0.0006	0.0008	0.0009
39	0.2581	0.5279	2790	0.0002	0.0004	0.0006	0.0007	0.0009	0.0011
40	0.2598	0.5271	2758	0.0002	0.0003	0.0004	0.0005	0.0009	0.0011
41	0.2606	0.5316	2722	0.0001	0.0002	0.0004	0.0005	0.0008	0.0009
42	0.2592	0.5296	2761	0.0001	0.0004	0.0005	0.0006	0.0006	0.0009
43	0.2608	0.5270	2736	0.0001	0.0003	0.0005	0.0006	0.0006	0.0008
44	0.2607	0.5304	2725	0.0002	0.0003	0.0004	0.0005	0.0004	0.0007
45	0.2597	0.5284	2754	0.0002	0.0004	0.0006	0.0007	0.0008	0.0011
46	0.2623	0.5294	2697	0.0001	0.0003	0.0006	0.0007	0.0008	0.0011
47	0.2596	0.5301	2749	0.0001	0.0001	0.0004	0.0006	0.0006	0.0009
48	0.2600	0.5285	2747	0.0001	0.0002	0.0004	0.0005	0.0004	0.0006
49	0.2604	0.5288	2739	0.0002	0.0003	0.0004	0.0005	0.0006	0.0009
50	0.2634	0.5312	2668	0.0003	0.0004	0.0006	0.0007	0.0008	0.0010
Avg.	0.2602	0.5295	2739	0.0002	0.0003	0.0005	0.0006	0.0007	0.0009
Med.	0.2598	0.5293	2747	0.0002	0.0003	0.0005	0.0006	0.0008	0.0009
st dev	0.0016	0.0016	33	0.0001	0.0001	0.0001	0.0001	0.0001	0.0001
Min.	0.2580	0.5270	2664	0.0001	0.0001	0.0004	0.0005	0.0004	0.0006
Max.	0.2641	0.5327	2790	0.0003	0.0004	0.0007	0.0008	0.0009	0.0011


#### 4 - DUT Photo

##### 4.1 Mechanical Dimensions



All dimensions are in millimeter

##### 4.2 DUT Photo



---

### Directions

---

1. The information marked "superscript #" is provided by the applicant, the laboratory is not responsible for its authenticity and this information can affect the validity of the result in the test report.
2. This report includes some test methods are not in NVLAP accreditation scope marked \*.
3. Unless otherwise stated the results shown in this test report refer only to the sample(s) tested.
4. Otherwise required by the applicant or Product Regulations, Decision Rule in this report did not consider the uncertainty.
5. The extended uncertainty given in this report is obtained by combining the standard uncertainty times the coverage factor  $K=2$  with the 95% confidence interval.
6. This report cannot be reproduced except in full, without prior written approval of the Company.
7. This report is valid only with a valid digital signature. The digital signature may be available only under the Adobe software above version 7.0.

\*\*\*\*\*END OF REPORT\*\*\*\*\*